

Factsheets for currency traders

KEY HIGHLIGHTS FOR THE MAJOR CURRENCIES

A FOREX.com educational guide



FOREX.com

It's Your World. Trade It.

FOREX.com is a trading name of GAIN Global Markets Inc. which is authorized and regulated by the Cayman Islands Monetary Authority under the Securities Investment Business Law of the Cayman Islands (as revised) with License number 25033. Foreign exchange and other leveraged trading involves significant risk of loss and is not suitable for all investors. Increasing leverage increases risk. Spot Gold and Silver contracts are not subject to regulation under the U.S. Commodity Exchange Act. Contracts for Difference (CFDs) are not available for US residents.

Contents

- 1** U.S. Dollar Factsheet
- 2** Australian Dollar Factsheet
- 3** Euro Factsheet
- 4** British Pound Factsheet
- 5** Canadian Dollar Factsheet
- 6** Swiss Franc Factsheet
- 7** Japanese Yen Factsheet
- 8** New Zealand Dollar Factsheet



U.S. Dollar Factsheet

The U.S. dollar is the official currency for the United States. 87% of all currency transactions involve the U.S. dollar. Not only is it the world's primary reserve currency, but the currencies of more than 25 countries are pegged to the U.S. dollar.*

* Bank of International Settlements 2013 Triennial FX Report

TRADING MECHANICS

Quote Convention: USD

Symbol: \$ or US \$

Currency Nicknames: Greenback, Buck

Fun Fact: The USD is used as the official currency not only in the US, but also in the British Virgin Islands, Caribbean Netherlands, East Timor, Ecuador, El Salvador, Marshall Islands, Micronesia, Palau, Panama, and Turks and Caicos.

MOST ACTIVELY TRADED CURRENCY PAIRS

	2004	2007	2010	2013
EUR/USD	28%	27%	28%	24%
USD/JPY	17%	13%	14%	18%
GBP/USD	14%	12%	9%	9%
AUD/USD	5%	6%	6%	6%
USD/CHF	4%	5%	4%	3%
USD/CAD	4%	4%	5%	7%

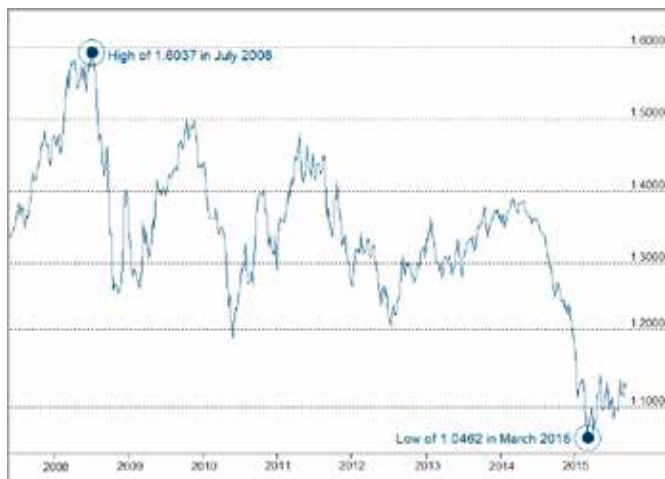
* Bank of International Settlements Triennial FX Report 2013

MOST ACTIVE TRADING HOURS

3:00AM ET / 7:00 GMT, London Open

8:30AM ET / 12:30 GMT, U.S. Economic Releases

EUR/USD Monthly Chart



Source: FOREX.com

CENTRAL BANK – FEDERAL RESERVE (FED)

Mandate: Price Stability and Maximum Employment

Created: 1913

Central Bank Chair: Janet Yellen (2014 – Present) succeeded Ben Bernanke (2006 – 2014)

GENERAL ECONOMIC STATISTICS

2014 GDP Estimate*: USD 17.46 Trillion

Population: 319 Million*

Interest Rate:** 0% – 0.25%

Inflation*:** 0.2%

Trade Balance†: \$41.9B Deficit

*CIA World Factbook (Sept 2015), **Federal Reserve Sep 2015, ***Bureau of Labor Statistics Aug 2015, †U.S. Bureau of Economic Analysis Sep 2015

MARKET-MOVING ECONOMIC RELEASES

(IN ALPHABETICAL ORDER)

- Consumer and Producer Price Indexes
- Consumer Confidence (Conference Board, UM/Reuters, & IBD/TIPP)
- Fed Interest Rate Decisions, Projections, and Press Conferences
- GDP (Gross Domestic Product)
- Non-Farm Payrolls
- Retail Sales
- Service and Manufacturing ISM PMIs
- Trade Balances
- Treasury International Capital Flow Reports (TIC)

IMPORTANT CORRELATION

The Dow Jones Industrial Average (DJIA) is perhaps the most recognized trading-related name in the world, and the USD/JPY has been following it closely over the last few years.*



*Past Performance is not indicative of Future Results
Source: FOREX.com



Australian Dollar Factsheet

The Australian Dollar is the official currency for Australia. The AUD/USD is the fifth most actively traded currency pair by turnover, according to the Bank of International Settlement's 2013 Triennial FX Report.

TRADING MECHANICS

Quote Convention: AUD

Symbol: \$ or A\$

Means: 1 AUD = 0.70 USD OR 1 USD = 1.42 AUD*

Value of a Pip for a 100k lot: USD 10

Currency Nicknames: Aussie, Wallaby

Fun Fact: Australia was the first country in the world to have a complete system of bank notes made from plastic instead of conventional paper or fiber.

*As of September 2015

MOST ACTIVE TRADING HOURS

7:00PM ET / 23:00 GMT, Tokyo Open

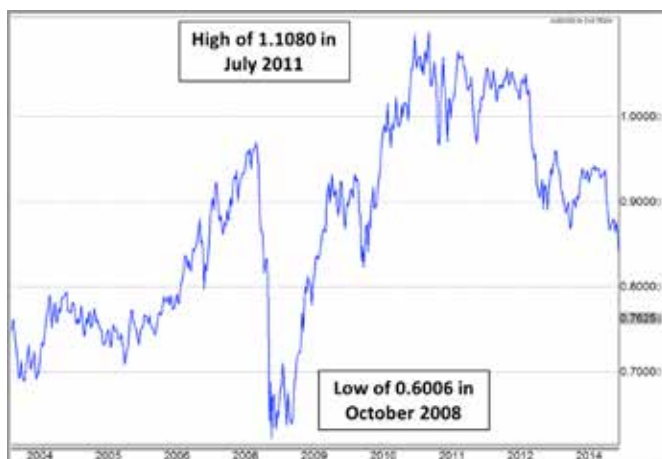
7:30PM ET / 23:30 GMT, AUD Economic Releases

8:30AM ET / 12:30 GMT, U.S. Economic Releases

KEY CURRENCY CROSSES

- AUD/JPY
- AUD/NZD
- AUD/CAD

AUD/USD 10 Year Chart



Source: FOREX.com

CENTRAL BANK – RESERVE BANK OF AUSTRALIA (RBA)

Mandate: Low and Stable Inflation (1 to 3% Target)

Created: 1959

Central Bank Governor: Glenn Stevens (2006 – Present) succeeded Ian Macfarlane (1996 – 2006)

GENERAL ECONOMIC STATISTICS

2014 GDP Estimate*: USD 1.1 Trillion

Population*: 22.7 Million

Interest Rate**: 2.00%

Inflation***: 1.5%

Trade Balance***: A\$44 Million Deficit

*CIA World Factbook (Sep 2015), ** Reserve Bank of Australia Sep 2015, *** Australian Bureau of Statistics Sep 2015

MARKET-MOVING ECONOMIC RELEASES

(IN ALPHABETICAL ORDER)

- Consumer and Producer Price Indexes
- Employment Change
- GDP (Gross Domestic Product)
- RBA Rate Decision
- Retail Sales
- Trade Balance

IMPORTANT CORRELATION

Many sources may cite the correlation of Gold with the AUD/USD, but Silver is actually more closely correlated.*



*Past Performance is not indicative of Future Results
Source: FOREX.com

€ Euro Factsheet

The Euro is the official currency of 19 states in the European Union, known collectively as the Eurozone. It is second only to the USD in terms of trading popularity with 33% of all trades involving it on one side, which is a decline from 39% in 2010.*

* Bank of International Settlements 2013 Triennial FX Report

MEMBERS OF THE EUROZONE*

- Austria
- Belgium
- Cyprus
- Estonia
- Finland
- France
- Germany
- Greece
- Ireland
- Italy
- Latvia
- Lithuania
- Luxembourg
- Malta
- the Netherlands
- Portugal
- Slovakia
- Slovenia
- Spain

* As of December 2014

TRADING MECHANICS

Quote Convention: EUR

Symbol: €

Means: 1 EUR = USD 1.12 OR 1 USD = 0.89 EUR*

Value of a Pip for a 100k lot: USD 10

Currency Nicknames: Anti-Dollar, Fiber

Fun Fact: Euro banknotes increase in size in relation to their value. For instance, the €10 is larger than the €5, the €20 is larger than the €10, and so on up to the €500, which is the largest.

* As of September 2015

MOST ACTIVE TRADING HOURS

3:00AM ET / 7:00 GMT, London Open

4:00AM ET / 8:00 GMT, Economic Releases

8:30AM ET / 12:30 GMT, U.S. Economic Releases

KEY CURRENCY CROSSES

- EUR/GBP
- EUR/CHF
- EUR/JPY

EUR/JPY 10 Year Chart



Source: FOREX.com

CENTRAL BANK – EUROPEAN CENTRAL BANK (ECB)

Mandate: Maintain Price Stability

Created: 1998

Central Bank President: Mario Draghi (2011 – Present) succeeded Jean-Claude Trichet (2003 – 2011)

GENERAL ECONOMIC STATISTICS

2014 GDP Estimate*: Eurozone Only -- USD 13.40 Trillion

European Union – USD 18.46 Trillion

Population*: Eurozone Only -- 338 Million

European Union – 508 Million

Interest Rate:** 0.05%

Inflation*:** 0.2%

Trade Balance*:** EUR 26.3 Billion Surplus

*World Bank, **ECB (Sep 2015), ***Eurostat (Sep 2015)

MARKET-MOVING ECONOMIC RELEASES

(IN ALPHABETICAL ORDER)

- ECB Rate Decision
- German Price Indexes
- German GDP (Gross Domestic Product)
- German IFO (Business Confidence)
- German Unemployment
- Manufacturing and Service Sector PMIs

IMPORTANT CORRELATION

Although the equity markets out of Germany (DAX) and France (CAC) are larger, the Spanish equity markets (IBEX) more closely match the movements of the EUR/USD.*



Source: FOREX.com



British Pound Factsheet

The British Pound is the official currency of the United Kingdom. Next to the U.S. dollar and the Euro, it is probably the most widely held reserve currency. London is also the biggest hub for FX trading with over 40% of global turnover.*

* Bank of International Settlements 2013 Triennial FX Report

TRADING MECHANICS

Quote Convention: GBP

Symbol: £

Means: 1 GBP = USD 1.54 OR 1 USD = 0.65 GBP*

Value of a Pip for a 100k lot: USD 10

Currency Nicknames: Sterling, Pound or Quid

Fun Fact: The British currency is the world's oldest still in use, and is actually older than England itself. It was originated in the Kingdom of Mercia in the 8th century, a country that existed in what is now the center of England.

* As of September 2015

MOST ACTIVE TRADING HOURS

3:00AM ET / 7:00 GMT, London Open

4:30AM ET / 8:30 GMT, U.K. Economic Releases

8:30AM ET / 12:30 GMT, U.S. Economic Releases

KEY CURRENCY CROSSES

- EUR/GBP
- GBP/CHF
- GBP/JPY

GBP/JPY 10 Year Chart



Source: FOREX.com

CENTRAL BANK – BANK OF ENGLAND (BOE)

Mandate: Price Stability; Keep Inflation below 2%

Created: 1694

BoE Governor: Mark Carney (2013 – Present) succeeded Mervyn King (1998 – 2013)

GENERAL ECONOMIC STATISTICS

2014 GDP Estimate*: USD 2.43 Trillion

Population*: 63.7 Million

Interest Rate:** 0.5%

Inflation*:** 0.1%

Trade Balance*:** GBP 3.37 Billion Deficit

* CIA World Factbook, ** Bank of England Sep 2015, ***Office for National Statistics Sep 2015

MARKET-MOVING ECONOMIC RELEASES

(IN ALPHABETICAL ORDER)

- BoE Rate Decision
- Claimant Count (Employment)
- Consumer Price Index
- GDP (Gross Domestic Product)
- Industrial Production
- Retail Sales

IMPORTANT CORRELATION

The UK economy and the EZ economy are intrinsically linked by region as well as EU membership.*



*Past Performance is not indicative of Future Results

Source: FOREX.com



Canadian Dollar Factsheet

5

The Canadian Dollar is the official currency of Canada. The USD/CAD is the fifth most actively traded currency pair by turnover, according to the Bank of International Settlement's 2013 Triennial FX Report.

TRADING MECHANICS

Quote Convention: CAD

Symbol: \$ or C\$

Means: 1 CAD = USD 0.76 OR 1 USD = 1.32 CAD*

Value of a Pip for a 100k lot: USD 7.57

Currency Nicknames: Loonie

Fun Fact: Back in 1987, the original design for the Canadian \$1 coin was supposed to be a picture of a Native American and a Voyageur traveling in a canoe down a river, but the master die was lost (or stolen) in transit from the Ottawa Mint to the Winnipeg Mint and was never recovered. Fearing counterfeiting, the design was changed at the last second to the common loon, and the CAD has been called the Loonie ever since.

* As of September 2015

MOST ACTIVE TRADING HOURS

7:00AM ET / 11:00 GMT, CAD Economic Releases

8:30AM ET / 12:30 GMT, U.S. Economic Releases

KEY CURRENCY CROSSES

- GBP/CAD
- CAD/JPY
- EUR/CAD

USD/CAD 10 Year Chart



Source: FOREX.com

CENTRAL BANK – BANK OF CANADA (BOC)

Mandate: Price Stability; Keep Inflation below 2%

Created: 1934

BoC Governor: Stephen Poloz (2013 – Present) succeeded Mark Carney (2008 – 2013)

GENERAL ECONOMIC STATISTICS

2014 GDP Estimate: USD 1.579 Trillion

Population*: 34.8 Million

Interest Rate:** 0.50%

Inflation:** 1.3%

Trade Balance*:** CAD 0.6 Billion Deficit

* CIA World Factbook Sep 2015, ** Bank of Canada Sep 2015, *** Statistics Canada Sep 2015

MARKET-MOVING ECONOMIC RELEASE

(IN ALPHABETICAL ORDER)

- BoC Rate Decision
- Consumer Price Index
- Employment Change
- GDP (Gross Domestic Product)
- IVEY PMI (Purchasing Managers Index)
- Retail Sales

IMPORTANT CORRELATION

West Texas Intermediate (WTI) Crude Oil has been a reliable gauge for CAD strength over at least the last decade due to it being the US's largest provider of the important resource.*



*Past Performance is not indicative of Future Results
Source: FOREX.com



Swiss Franc Factsheet

The Swiss Franc is the official currency of Switzerland. The USD/CHF is the sixth most actively traded currency pair by turnover, according to the Bank of International Settlement's 2013 Triennial FX Report.

TRADING MECHANICS

Quote Convention: CHF
Symbol: F
Means: 1 CHF = 1.03 USD OR 1 USD = 0.97 CHF*
Value of a Pip for a 100k lot: USD 10.31
Currency Nicknames: Swissie (Swissy)
Fun Fact: The abbreviation of CHF for the Swiss franc is derived from the Latin name for Switzerland which is Confoederatio Helvetica.

* As of December 2014

MOST ACTIVE TRADING HOURS

3:00AM ET / 7:00 GMT, London Open
1:45AM ET / 4:45 GMT, Swiss Economic Releases
8:30AM ET / 12:30 GMT, U.S. Economic Releases

KEY CURRENCY CROSSES

- EUR/CHF
- CHF/JPY
- GBP/CHF

USD/CHF 10 Year Chart



Source: FOREX.com

CENTRAL BANK – SWISS NATIONAL BANK (SNB)

Mandate: Maintain Price Stability; Inflation Target of Less than 2%
Created: 1907
Chairman: Thomas Jordan (2012 – Present) succeeded Philipp Hildebrand (2010-2012)

GENERAL ECONOMIC STATISTICS

2014 GDP Estimate*: USD 444.7 Billion
Population*: 8.06 Million
Interest Rate:** -0.75%
Inflation*:** -1.40%
Trade Balance*:** CHF 3.74 Billion Surplus

* CIA World Factbook Sep 2015, ** Swiss National Bank Sep 2015, *** Swiss Federal Statistical Office Sep 2015

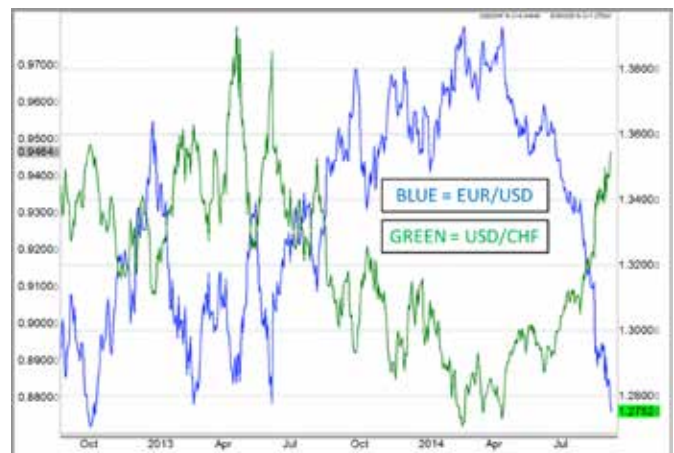
MARKET-MOVING ECONOMIC RELEASES

(IN ALPHABETICAL ORDER)

- Consumer Price Index
- GDP (Gross Domestic Product)
- KoF Leading Indicators
- Retail Sales
- SNB Interest Rate Decision
- UBS Consumption Index

IMPORTANT CORRELATION

EUR/USD is nearly the complete opposite of USD/CHF:*



*Past Performance is not indicative of Future Results
Source: FOREX.com

IMPORTANT NOTE: Beginning in September 2011 the Swiss National Bank set a “floor” in the EUR/CHF at 1.20, essentially pledging to keep the currency pair above that level utilizing any means necessary. However, in January 2015, they unexpectedly abandoned the 1.20 floor resulting in some of the most excessive moves the currency markets have ever seen.



Japanese Yen Factsheet

7

The Japanese Yen is the official currency for Japan. Next to the EUR/USD, the USD/JPY is the second most heavily traded currency pair in the forex market.*

* Bank of International Settlements 2013 Triennial FX Report

TRADING MECHANICS

Quote Convention: JPY

Symbol: ¥

Means: 1 JPY = USD 0. 0083 OR 1 USD = 120 JPY*

Value of a Pip for a 100k lot: USD 8.29

Currency Nicknames: Yen

Fun Fact: The 1 Yen coin is made of 100% aluminum and can float on water, completely nullifying the wishes of those whom toss it in a well.

* As of September 2015

MOST ACTIVE TRADING HOURS

7:00PM ET / 23:00 GMT, Tokyo Open

7:30PM ET / 23:30 GMT, JPY Economic Releases

8:30AM ET / 12:30 GMT, U.S. Economic Releases

KEY CURRENCY CROSSES

- EUR/JPY
- NZD/JPY
- GBP/JPY
- CAD/JPY
- AUD/JPY
- CHF/JPY

USD/JPY Monthly Chart



Source: FOREX.com

CENTRAL BANK – BANK OF JAPAN (BOJ)

Mandate: Maintain Price and Financial System Stability

Created: 1882

BoJ Governor: Haruhiko Kuroda (2013 – Present) succeeded Masaaki Shirakawa (2008 – 2013)

GENERAL ECONOMIC STATISTICS

2014 GDP Estimate*: USD 4.807 Trillion

Population*: 127.1 Million

Interest Rate:** 0% - 0.10%

Inflation*:** 0.20%

Trade Balance†: JPY 268 Billion Deficit

*CIA World Factbook Sep 2015** BoJ Sep 2015, ***Japan Statistics Bureau July 2015, †Japan Ministry of Finance Sep 2015

MARKET-MOVING ECONOMIC RELEASE

(IN ALPHABETICAL ORDER)

- BoJ Interest Rate Decision
- Consumer Price Index (National and Tokyo)
- GDP (Gross Domestic Product)
- Household Spending
- Retail Sales
- Tankan Report

IMPORTANT CORRELATION

The Japanese Stock Market (NIKKEI) typically moves hand-in-hand with the USD/JPY.*



*Past Performance is not indicative of Future Results
Source: FOREX.com



New Zealand Dollar Factsheet

The New Zealand dollar is the official currency for New Zealand. It has the highest interest rate of the eight major currencies but actually has lower turnover than the Chinese Yuan and Mexican Peso, according to the Bank of International Settlement's 2013 Triennial FX survey.

TRADING MECHANICS

Quote Convention: NZD

Symbol: \$ OR NZ\$

Means: 1 NZD = USD 0.63 OR 1 USD = 1.59 NZD*

Value of a Pip for a 100k lot: USD 10

Currency Nickname: Kiwi

Fun Fact: New Zealand is the only country in the world with the right to put The Hobbit-related images on its currency.

* As of September 2015

MOST ACTIVE TRADING HOURS

7:00PM ET / 23:00 GMT, Tokyo Open

7:30PM ET / 23:30 GMT, NZD Economic Releases

8:30AM ET / 12:30 GMT, U.S. Economic Releases

KEY CURRENCY CROSSES

- EUR/NZD
- NZD/JPY
- AUD/NZD

NZD/USD Monthly Chart



Source: FOREX.com

CENTRAL BANK – RESERVE BANK OF NEW ZEALAND (RBNZ)

Mandate: Maintain Stability and Efficiency of Financial System

Created: 1934

RBNZ Governor: Graeme Wheeler (2012 – Present) succeeded Alan Bollard (2002 – 2012)

GENERAL ECONOMIC STATISTICS

2014 GDP Estimate*: USD 158.7 Billion

Population*: 4.4 Million

Interest Rate:** 2.75%

Inflation*:** 0.4%

Trade Balance*: NZD 649 Million Deficit

*CIA World Factbook Sep 2015, **RBNZ Sep 2015, ***Statistics New Zealand Q3 2015, *Statistics New Zealand Sep 2015

MARKET-MOVING ECONOMIC RELEASE

(IN ALPHABETICAL ORDER)

- Consumer Price Index
- Employment Change
- GDP (Gross Domestic Product)
- RBNZ Rate Decision
- Retail Sales
- Trade Balance

IMPORTANT CORRELATION

The Aussie and the Kiwi share a region, culture, and origin along with an economic similarity, hence the reason their currencies are so closely correlated.*



*Past Performance is not indicative of Future Results
Source: FOREX.com

Get started with FOREX.com

OPEN A LIVE ACCOUNT.



Get access to exclusive market commentary, trade ideas, and technical analysis when you open an account with FOREX.com. Our application only takes five minutes.

GET STARTED

OPEN A DEMO ACCOUNT.



Test your trading strategy and see our competitive pricing with a risk-free demo account.

SIGN UP



It's Your World. Trade It.

FOREX.com is a trading name of GAIN Global Markets Inc. which is authorized and regulated by the Cayman Islands Monetary Authority under the Securities Investment Business Law of the Cayman Islands (as revised) with License number 25033. Foreign exchange and other leveraged trading involves significant risk of loss and is not suitable for all investors. Increasing leverage increases risk. Spot Gold and Silver contracts are not subject to regulation under the U.S. Commodity Exchange Act. Contracts for Difference (CFDs) are not available for US residents.



CALL US
1.908.315.0653



LIVE CHAT



CONTACT US